



Link Your Business With Our Opportunity

“Grants, Incentives & an Eye on the Future”

January 27, 2011

Elgin Community College



2010 - 2011
a look at our landscape



2020 Growth Projections

Kane County

2010	2020	% Change
523,039	567,653	9%

Elgin

2010	2020	% Change
98,189	101,092	3%

2020 Growth Projections - An Aging Population

Area	2010	2020	% Change by age category				
			<15	15-24	25-44	45-64	65+
Kane County	523,039	567,653	3%	8%	1%	7%	50%
Elgin	98,189	101,092	-3%	4%	-8%	7%	41%

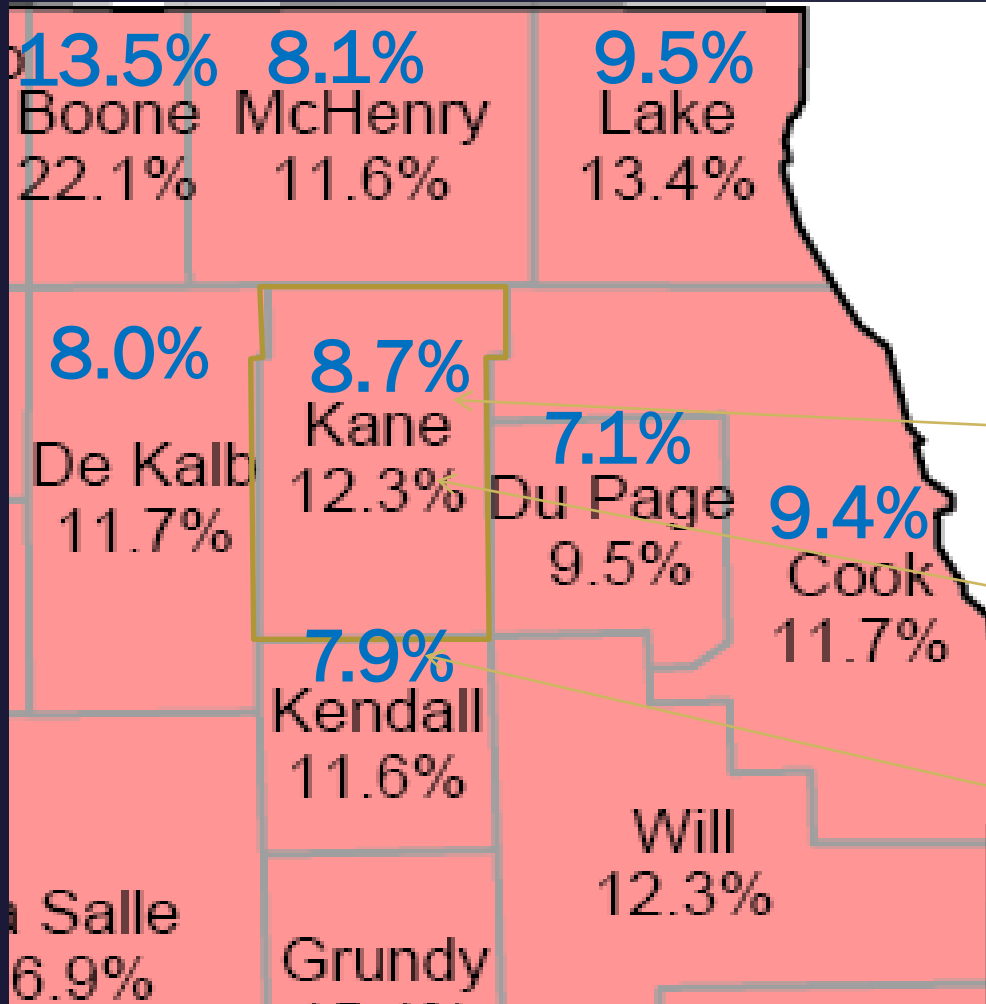


Image source: AARPglobalnetwork.org

Change in Population Ethnicity 2010-2020

Kane County	2010 % of Population	2020 % of Population	% Change
Caucasian	61%	59%	+5%
Hispanic	29%	30%	14%
African American	5%	5%	6%
Asian	3%	4%	8%
Elgin	2010 % of Population	2020 % of Population	% Change
Caucasian	43%	40%	-4%
Hispanic	38%	40%	8%
African American	8%	8%	1%
Asian	8%	9%	17%

2010 Unemployment Comparison



November 2010
January 2010

Carpentersville
Nov 2010: 10.4%
Jan 2010: 17.8%

Elgin
Nov 2010: 10.7%
Jan 2010: 15.8%

Aurora
Nov 2010: 9.2%
Jan 2010: 12.4%

Current and Projected Top Performing Industries Kane County

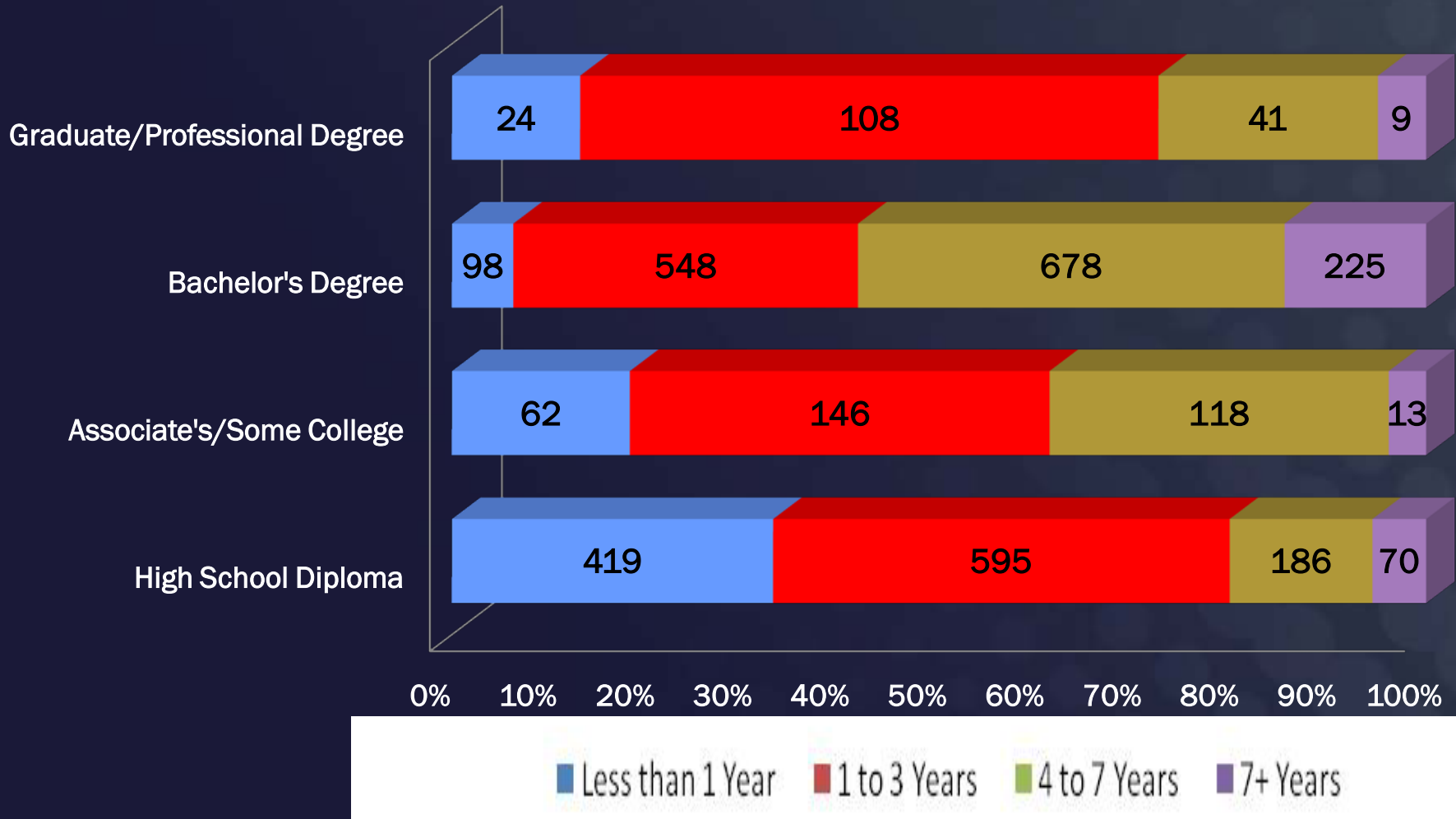
Industry	# Jobs (2010)	# Jobs (2020)	Projected New Jobs	% Growth (2010-2020)	Average Income
Finance and Insurance	26,734	34,223	7,489	28%	\$44,411
Health Care and Education	31,714	38,549	6,835	22%	\$46,196
Professional and Business Services	39,710	46,885	7,175	18%	\$40,057

Source: EMSI Complete Employment - 4th Quarter 2010

Openings by Education and Experience

Kane County

July-December 2010



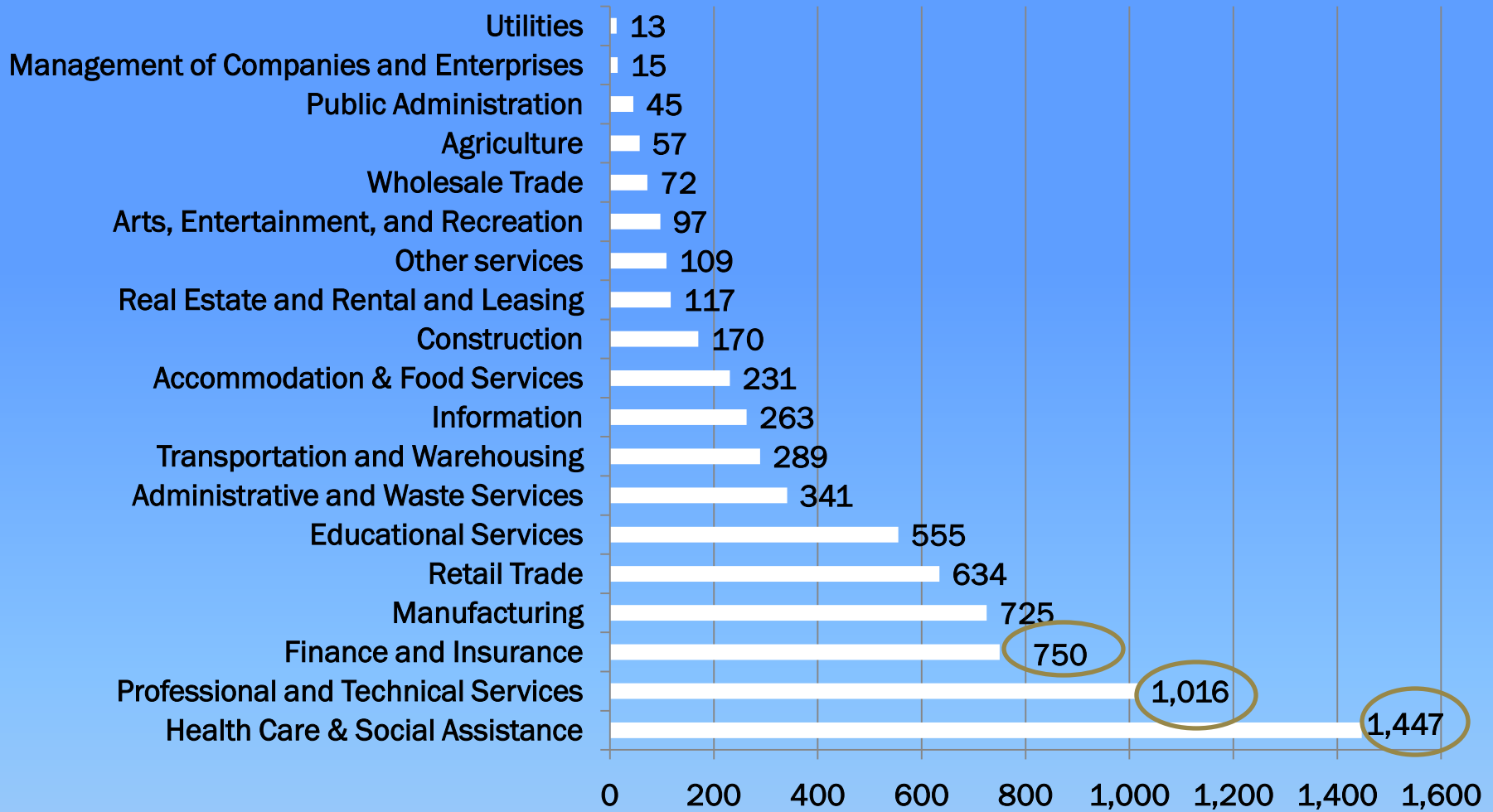
Occupations Hiring Most Kane County

July-December 2010



Occupation Title	Postings
Retail Salesperson	492
Sales Representative, Retail and Manufacturing	426
Registered Nurses	354
Customer Service Representative	206
Sales Managers	151
First-Line Supervisors	146
Truck Drivers, Heavy and Tractor-Trailers	133
Production Workers	118
Managers of Food Preparation and Servers	111
Managers of Office Workers and Administrative Support Workers	104
Maintenance and Repair Workers	100
Managers of Production and Operating Workers	100

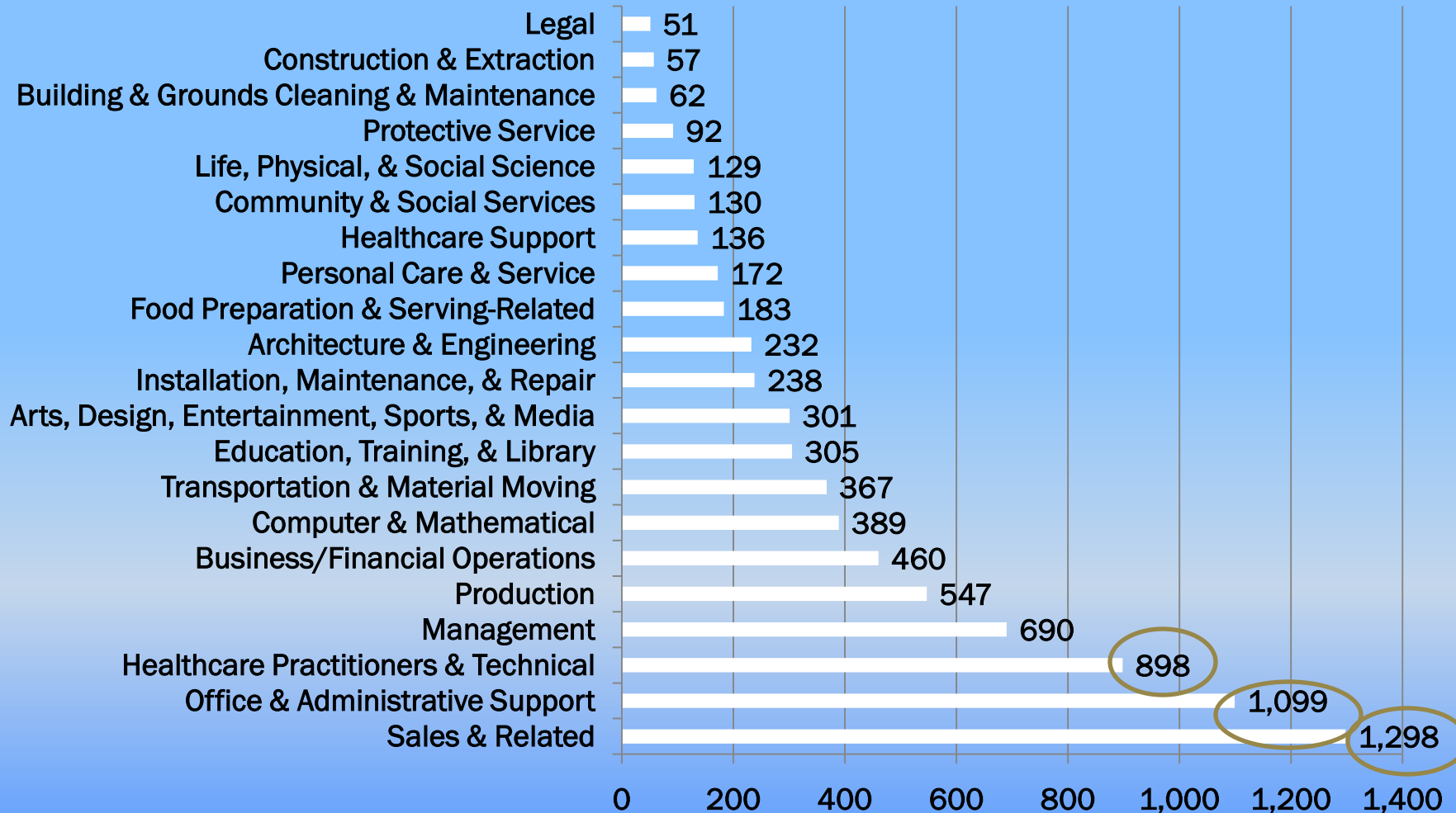
Openings by Industry Sector Kane County July-December 2010



Openings by Occupation Group

Kane County

July-December 2010



2020 Industry Projections

Kane County

Description	2010 Jobs	2020 Jobs	Growth	% Growth
Agriculture, natural resources and mining	1,875	1,740	-135	-7%
Construction	12,375	12,586	211	2%
Education and health services	31,714	38,549	6,835	22%
Financial activities	26,734	34,223	7,489	28%
Government	30,351	30,255	-96	0%
Information	4,598	4,197	-401	-9%
Leisure and hospitality	22,180	24,941	2,761	12%
Manufacturing	28,912	25,995	-2,917	-10%
Other services	10,657	11,700	1,043	10%
Professional and business services	39,710	46,885	7,175	18%
Trade, transportation and utilities	44,576	42,420	-2,156	-5%
Total	253,682	273,491	19,809	8%

Source: EMSI Complete Employment - 4th Quarter 2010

2020 Industry Projections

Elgin

Description	2010 Jobs	2020 Jobs	Growth	% Growth
Agriculture, natural resources, and mining	178	190	12	7%
Construction	3,547	3,667	120	3%
Education and health services	13,151	15,462	2,311	18%
Financial activities	7,797	9,705	1,908	24%
Government	8,600	8,925	325	4%
Information	1,231	1,224	-7	-1%
Leisure and hospitality	3,666	4,126	460	13%
Manufacturing	6,858	5,720	-1,138	-17%
Other services	2,852	3,149	297	10%
Professional and business services	14,384	17,510	3,126	22%
Trade, transportation, and utilities	9,547	9,330	-217	-2%
Total	71,811	79,007	7,196	10%

Source: EMSI Complete Employment - 4th Quarter 2010

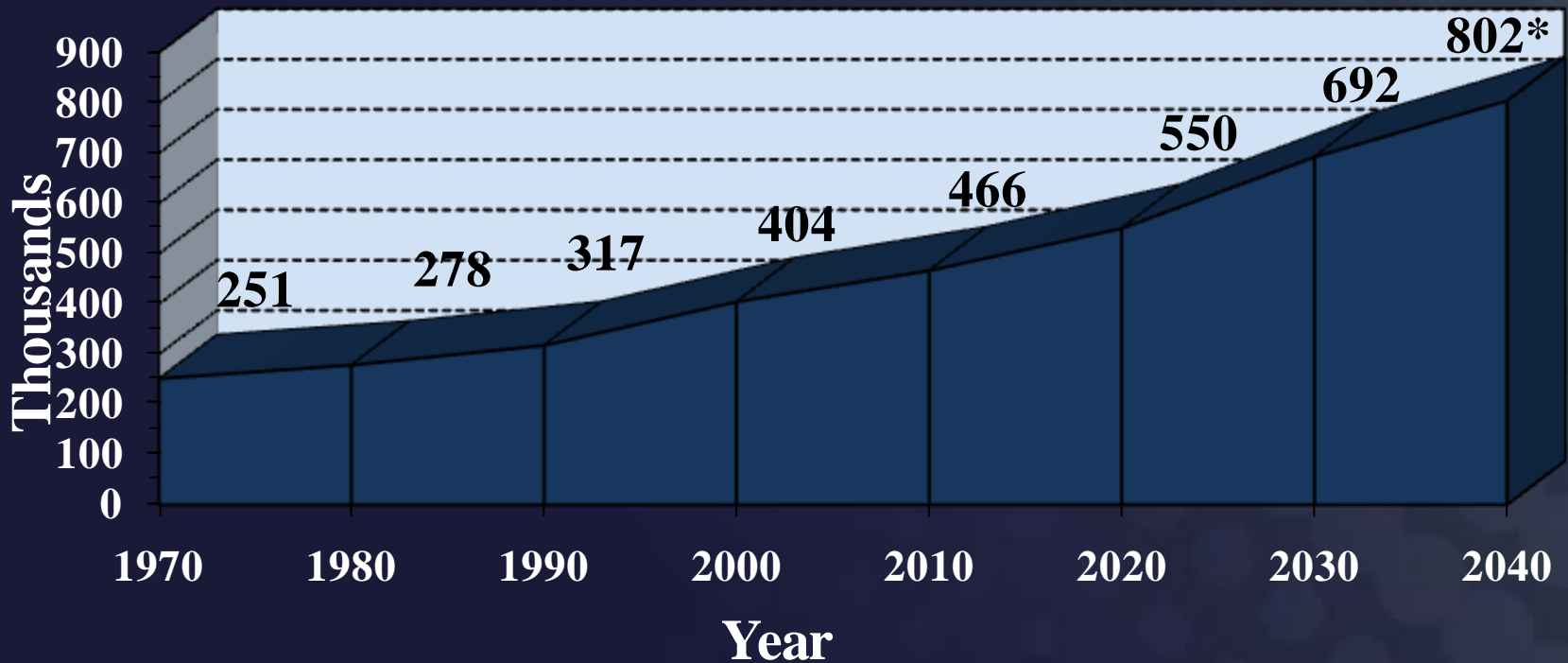


Located in the Fox Valley Area

Kane County plans.....

2040 Growth Projections


2040 CMAP Population Forecast for Kane County: 802,231



*2040 population forecast by CMAP
July 2010 census estimate: 523,039

2030 Plan Update 2040

- Build on **Fit Kids 2020** process and recommendations
- Updated Socio-Economic Forecast to reflect 2040 conditions
- Modeled 2040 Transportation Network
- Revisit Land Use Strategies and measure our successes
- Include Health Impact Analysis





Transportation and Infrastructure

\$40 Million Bond Means No Missed Opportunities

- Will help bring forward large infrastructure improvements and create 1,400 jobs
- Enables the County to leverage Federal dollars
- Ensures that the County will capture the best construction prices in the last 5 to 10 years
- Protects the County from losing ~ \$180 Million federal/state project funds
- Minimizes further deterioration of the County Highway system and reduces future maintenance costs
- Projects will improve public safety and traffic operations
- Improved access to public transportation

\$40 Million Bond Funds Regionally Significant Infrastructure Projects

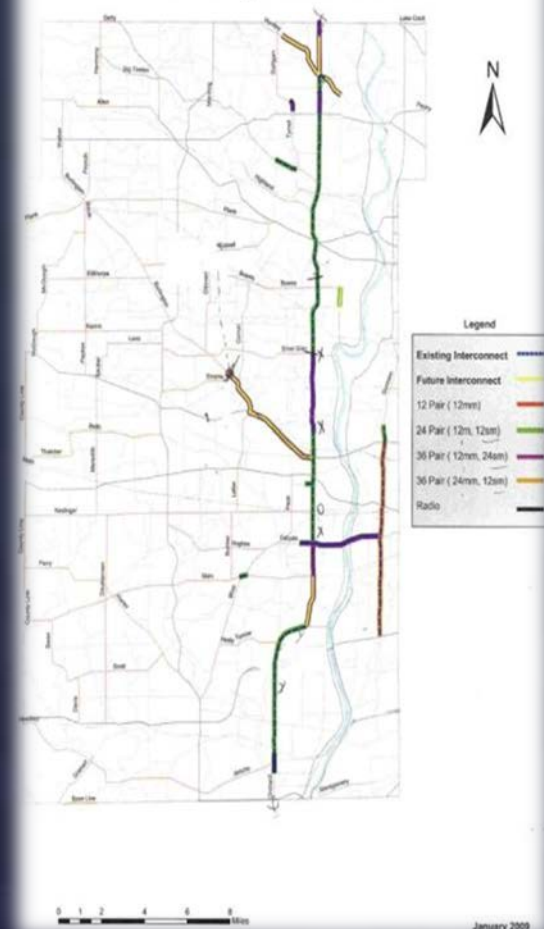
- Stearns Road Bridge Corridor
- Engineering for IL 47/I-90 Interchange
- ROW for Longmeadow Parkway Bridge Corridor
- Construction of Orchard Road widening project (Jericho to US 30)
- Randall and IL 64 Intersection Improvements
- Randall Road over I-88 improvements
- Engineering for Anderson Road and UP RR Overpass
- Pavement resurfacing various roadways
- Various Bridge improvement projects



Kane County Fiber Project

- Funded/supported under Kane County 5-year Capital Plan
- Project started January 2007
- Fiber backbone for voice and data communications
- Promoting inter-agency and interoperable communications
- Giving Kane County the technical advantage
- Network services for government, public safety, health, and education
- Fiber infrastructure along Orchard, Randall, Fabyan and Kirk roads
- Design and Engineering completed in early 2010
- Construction began in 2010
- Orchard Rd. construction on schedule
- Construction of all segments to be scheduled in near future

Kane County Traffic Management System
Fiber Optic Network






Located in the Fox Valley Area

Kane County assists.....

Kane County Office of Community Reinvestment

- New office focused on various community and economic development initiatives
- Programs aimed at spurring the “renaissance” of Kane County’s Urban Corridor
- Federal “stimulus” programs are “job one”
 - Neighborhood Stabilization Program
 - Housing Assistance Programs (incl. Homelessness Prevention & Rapid Re-housing Program)



Community Reinvestment

- Kane County reinvests funds from the Grand Victoria Riverboat throughout the County in the areas of Education, Environment and Economic Development for units of local government and non-profit organizations
- Funding supports projects such as:
 - Literacy programs provided by several social service agencies
 - Water, sewer, stream bank stabilization and streetscape improvements in our municipalities
 - Capital funding for food banks, mental health, housing and historical societies
- In 2010 the County Board approved a resolution to fund nearly \$2.2 Million in projects, creating 2,170 temporary or full-time jobs



Kane County Development Community Fund

- Kane County allocation ~\$1.25 Million/year and additional \$50,000 in income generated from loan repayment
- Funds provide decent housing, creating suitable living environments and expands economic opportunities for low- and moderate- income persons
- Funds for local governments and non-profit organizations for
 - Affordable housing services
 - Neighborhood infrastructure
 - Public facility improvements
 - Emergency shelter services
 - Planning and capacity-building

Workforce - Housing Assistance Programs

- First Time Homebuyer Program
 - Provides a zero interest loan of up to \$10,000 for down payment and closing cost assistance to first-time homebuyers (\$20,000 for foreclosed homes)
- Rental Housing Development Fund
 - Gap financing for non-profit and for-profit developers for the acquisition, rehabilitation, or new construction of rental housing
 - Intended to expand the availability of work-force housing where shortages exist
- Owner-Occupied Emergency Repair Program
 - Up to \$10,000 for emergency repairs as a no interest, deferred payment loan
- Owner-Occupied Housing Rehabilitation Program
 - Up to \$20,000 for housing rehabilitation work to correct code violations and address substandard living conditions as a no interest, deferred payment loan

Neighborhood Stabilization Program



- \$2.5m in federal funding to help redevelop bank-owned homes
 - Aurora and Elgin received separate allocations
- Program will help stabilize neighborhoods hit hard by foreclosures
 - 5,077 foreclosure cases filed in Kane County in 2009
- Properties for phase 1 have been acquired are expected to hit the market Winter/Spring 2011
- County is coordinating efforts with municipalities to increase program impact

